

SHARP - NYMF MAGIC SHEET 2017

FNT - R3208 *G1*

9	8	7
6	5	4
3	2	1

↑ ↑

CXI BAX *G201*

209	208	207
206	205	204
203	202	201

↓ ↓

BLOO BAX - G850 *G221*

226	225	224
223	222	221

↓ ↓

xR>L - NC *G41*

52	51	50	<i>ALL SIDES G20</i>
49	48	47	
46	45	44	40
43	42	41	<i>DS LANE</i>

→ →

xL<R - NC *G21*

32	31	30	
29	28	27	
20	26	25	24
23	22	21	<i>DS LANE</i>

← ←

TMP DWN - L201 *G131*

139	138	137
136	135	134
133	132	131

LO CXI X

69 <i>ALL</i>	<i>G69 ALL</i>	64
68		63
67		62
66	<i>G66</i>	61


→ ←

COOL X - L174 *G91 G81*

98 <i>ALL</i>	97	88	87
96	95	86	85
94	93	84	83
92	91	82	81

SR → SL SR ← SL

LO BL TEMP X - R372

129 <i>ALL</i>	<i>G129 ALL</i>	124
128		123
127		122
126	<i>G126</i>	121



→ ←

SHIN - NC

149 <i>ALL</i>		144
148	<i>G149 ALL</i>	143
147		142
146	<i>G146</i>	141

→ ←

DIAG BK TMP

<i>G181</i>	<i>G180 ALL</i>	<i>G171</i>		
182	L117	US	R16	172
181		DS		171

DOWN POOL - G888

113	112	111	<i>G111</i>
-----	-----	------------	-------------

FNT WASH *G16*

17	<i>BLUE L132</i>	16	<i>PINK L111</i>
----	------------------	-----------	------------------

FNT SPEC - L203 *G211*

213	212	211
-----	-----	------------

STRIP BAX *G161*

- 161** STRIP BAX R68
- 162** STRIP BAX R56
- 163** STRIP BAX R44
- 164** STRIP BAX R3411

BOX PNK - G105X *G11*

12	11
----	-----------

FOOT - NC *G151*

153	152	151
-----	-----	------------

ICUE - NC *G101*

103	<i>OVERSTAGE - G888</i>
102	101

FOH FOH

LED GROUNDROW *G300 ALL BOT*

372	361	352	341	332	321	312	301
SR		SRC		SLC		SL	

- 191 _____
- 192 _____
- 193 _____
- 194 _____

- 199** BAND LIGHTS
- 222** HOUSELIGHTS
- 100** SPOTLIGHT

MAGIC SHEET NOTES:

191-194 are your repluggable deck circuits. If you have repluggable specials hung for your show, the venue technician or associate production manager should be able to tell you how those plug in.

CXIs are set up in MIX (two-channel) mode. (Fan Channel (250))

Since The Console in this venue is an ETC ION control channels are all accessed with single channel.

A CXI cheat sheet is NOT provided - please plan on supplying your own.

SHOW ADD'S -- CHANNEL RANGES:

(501-502) GEORAMA

(511-512) I AM, I WILL, I DO

(521-522) GENERATION ME

(531-532) ERROL AND FIDEL

